

1827587-2 ✓ ACTIVE



Dynamic Series | Dynamic 1000 Series

TE Internal #: 1827587-2

Connector Contact, Receptacle, Component-to-Wire, 28 – 22 AWG


Wire Size, .08 – .38 mm² Wire Size, Gold, Bag & Box, Wire & Cable,

Dynamic 1000 Series

[View on TE.com >](#)

Connectors > PCB Connectors > Wire-to-Board Connectors > Wire-to-Board Connector Contacts >

Contact: Component To Wire; 3-5A, 30-18 wire size



Contact Type: **Receptacle**

Connector System: **Component-to-Wire**

Wire Size: **.08 – .38 mm²**

Contact Mating Area Plating Material: **Gold**

All Contact: Component To Wire; 3-5A, 30-18 wire size (30)

Features

Product Type Features

Connector System	Component-to-Wire
Connector & Contact Terminates To	Wire & Cable

Contact Features

Mating Tab Width	.7 mm[.027 in]
Mating Tab Thickness	.5 mm[.02 in]
Contact Type	Receptacle
Contact Mating Area Plating Material	Gold
Contact Current Rating (Max)	5 A

Dimensions

Wire Size	.08 – .38 mm ²
-----------	---------------------------

Usage Conditions

Operating Temperature Range	-55 – 105 °C[-67 – 221 °F]
-----------------------------	----------------------------



Operation/Application

Circuit Application	Signal
---------------------	--------

Packaging Features

Packaging Method	Bag & Box
------------------	-----------

Product Compliance

[For compliance documentation, visit the product page on TE.com>](#)

EU RoHS Directive 2011/65/EU	Compliant
EU ELV Directive 2000/53/EC	Compliant
China RoHS 2 Directive MIIT Order No 32, 2016	No Restricted Materials Above Threshold
EU REACH Regulation (EC) No. 1907/2006	Current ECHA Candidate List: JUNE 2022 (224) Candidate List Declared Against: JUNE 2022 (224) Does not contain REACH SVHC
Halogen Content	Low Halogen - Br, Cl, F, I < 900 ppm per homogenous material. Also BFR/CFR/PVC Free
Solder Process Capability	Not applicable for solder process capability

Product Compliance Disclaimer

This information is provided based on reasonable inquiry of our suppliers and represents our current actual knowledge based on the information they provided. This information is subject to change. The part numbers that TE has identified as EU RoHS compliant have a maximum concentration of 0.1% by weight in homogenous materials for lead, hexavalent chromium, mercury, PBB, PBDE, DBP, BBP, DEHP, DIBP, and 0.01% for cadmium, or qualify for an exemption to these limits as defined in the Annexes of Directive 2011/65/EU (RoHS2). Finished electrical and electronic equipment products will be CE marked as required by Directive 2011/65/EU. Components may not be CE marked. Additionally, the part numbers that TE has identified as EU ELV compliant have a maximum concentration of 0.1% by weight in homogenous materials for lead, hexavalent chromium, and mercury, and 0.01% for cadmium, or qualify for an exemption to these limits as defined in the Annexes of Directive 2000/53/EC (ELV). Regarding the REACH Regulation, the information TE provides on SVHC in articles for this part number is based on the latest European Chemicals Agency (ECHA) 'Guidance on requirements for substances in articles' posted at this URL: <https://echa.europa.eu/guidance-documents/guidance-on-reach>

Compatible Parts

TE Part # 1-1827864-0
DYNAMIC 1200D REC HSG 20P X BLACK

TE Part # 1-1827863-0
DYNAMIC 1100D REC HSG X 40P BL

TE Part # 1891526-1
EXTRACTION TOOL FOR DYNAMIC 1000 SERIES

TE Part # 2119141-1
CCII D1000 M REC TAB 28-22 ASSY



TE Part # CAT-D9934-A15
Contact: Component To Wire; 3-5A, 30-18 wire size



TE Part # 2370817-1
SDE F D 1000 SERIES 22-28 ASSY




TE Part # 2370817-2
SDE F D 1000 SERIES 22-28 DIE SET




TE Part # 2255140-1
MINI SAHT D1000-M

Also in the Series | **Dynamic 1000 Series**




Connector Contacts(1)



Insertion & Extraction Tools(2)




PCB Connector Keying(1)




PCB Connector Mounting(2)




PCB Headers & Receptacles(171)




Rectangular Connector Housings(2)



Standard Rectangular Connectors(1)



Wire-to-Board Connector Assemblies & Housings(157)



Wire-to-Board Connector Contacts(38)

Documents

Product Drawings

DYNAMIC D1000 REC CONT M AU 0.38um L/P

English

CAD Files

3D PDF

English

Customer View Model



[ENG_CVM_1827587-2_A.2d_dxf.zip](#)

English

Customer View Model

[ENG_CVM_1827587-2_A.3d_igs.zip](#)

English

Customer View Model

[ENG_CVM_1827587-2_A.3d_stp.zip](#)

English

By downloading the CAD file I accept and agree to the [Terms and Conditions](#) of use.

Datasheets & Catalog Pages

[1-1773732-4_DYNAMIC_SERIES_CATALOG_ENGLISH](#)

Japanese

[1-1773732-4_DYNAMIC_SERIES_CATALOG_ENGLISH](#)

English

Product Specifications

Product Specification

English

[DYNAMIC CONNECTOR D1000 SERIES SMT](#)

Japanese

Product Specification

Japanese

Product Specification

English

Product Specification

Japanese

Product Environmental Compliance

[MD_1827587-2_0705201700_dmtec](#)

English

[MD_1827587-2_0705201700_dmtec](#)

English

Instruction Sheets

Instruction Sheet (non U.S.)

English

[PEW12 HAND TOOL FOR DYNAMIC D1000-M \(SPECIAL\)](#)

Japanese

Instruction Sheet (non U.S.)

Japanese

[MULTIPLE ENCLOSURE 67M D1100 24POS. REC PLUG](#)

Japanese

Instruction Sheet (non U.S.)



Japanese

[Instruction Sheet \(non U.S.\)](#)

Japanese

[MULTIPLE ENCLOSURE 67M D1200 15POS. REC PLUG](#)

Japanese

[MULTIPLE ENCLOSURE 65M D1100 32POS](#)

Japanese

[Instruction Sheet \(non U.S.\)](#)

Japanese

[Instruction Sheet \(non U.S.\)](#)

Japanese

[Agency Approvals](#)

[TUV Certificate](#)

English